


Planning Applications All PI










Report Author: Tülay Norton

Generated on: 13 August 2013






Directorate Public Services

PI Code & Short Name	Q4 2011/12	Q1 2012/13	Q2 2012/13	Q3 2012/13	Q4 2012/13	Q1 2013/14	Latest Note
KPI 11 (NI 157a) Processing of planning applications: Major applications (within 13 weeks) (BV109a) (Max)	50.00% 	14.29% 	40.00% 	50.00% 	66.67% 	64.71% 	Q1 2013/14 Numerator: 11 Denominator: 17 = 64.71% . Target achieved for Q1. Month by month break down for Q1: April: Num: 2 Den: 4 = 50% May: Num: 4 Den: 7 = 57.14% June: Num: 5 Den: 6 = 83.33%
	60.00% 	60.00% 	60.00% 	60.00% 	60.00% 	60.00% 	
KPI 12 (NI 157b) Processing of planning applications: Minor applications (within 8 weeks) (BV109b) (Max)	69.14% 	59.74% 	80.28% 	55.56% 	78.02% 	76.47% 	Q1 2013/14 Numerator: 52 Denominator: 68 = 76.47% . Very close to target. May & June monthly target met or exceeded significantly, sustained improvement being achieved. Month by month break down for Q1: April: Num: 12 Den: 20 = 60% May: Num: 20 Den: 23 = 86.96% June: Num: 20 Den: 25 = 80%
	80.00% 	80.00% 	80.00% 	80.00% 	80.00% 	80.00% 	
KPI 13 (NI 157c) Processing of planning applications: Other applications (within 8 weeks) (BV109c) (Max)	87.15% 	78.89% 	69.28% 	70.48% 	86.84% 	91.59% 	Q1 2013/14 Numerator: 294 Denominator: 321 = 91.59% . Target exceeded. Month by month break down for Q1: April: Num: 84 Den: 92 = 91.30% May: Num: 108 Den: 118 = 91.53% June: Num: 102 Den: 111 = 91.89%
	82.00% 	82.00% 	82.00% 	82.00% 	82.00% 	82.00% 	
PI 24 (SI 104) Planning appeals allowed (Min) (BV204) (CI 22)	31.3% 	25.0% 	62.5% 	22.2% 	66.7% 	This PI is divided into 4 PIs. See below.	Q4 2012/13 Numerator: 14 Denominator: 21 = 66.6% YTD Numerator: 29 Denominator: 55 = 52.72%. Higher than normal allowed appeals during this quarter, this indicates a differing stance of PINS in considering refusals in light of the emerging effect of the NPPF. Figure also includes some refusals against officer recommendation. Similar situation in Q2 has drawn down year end figure. Over performance in Q1 & Q3 indicates current fluidity in PINS response to NPPF.
	30.0% 	30.0% 	30.0% 	30.0% 	30.0% 		

PI Code & Short Name	Q4 2011/12	Q1 2012/13	Q2 2012/13	Q3 2012/13	Q4 2012/13	Q1 2013/14	Latest Note
PI 30 (SI 39) % planning applications validated within 5 days (DS4) (Max)	46%	33%	No data provided due to reporting issues	30%	32%	77%	Q1 2013/14 Numerator: 371 Denominator: 480 = 77.29%. A significant improvement from previous quarters. While the target has altered to 'within 5 days' this takes into account the application process prior to receipt by the Registration Team (i.e. scanning, cashiers, allocation). Please note during the quarter there have been: 1. Five days which we were unable to receive electronic applications through the Portal because of IDOX/Portal issues. 2. 1/2 day power cut which meant no acknowledgement letters could be produced - the report relies on this date. 3. 3 days where the scanning team couldn't scan big plans which mean validation could not occur. 4. A total of 4 1/2 days where the system was running slowly or not at all for some people which impacts on the processing speed. 5. DMS runs slow most afternoons which slows the Registration Team members down because they can't move on until the documents are indexed and on the web.
							
	95%	90%		90%	90%	90%	
PI 24a Planning appeals allowed for major applications (Min) (BV204) (CI 22)	New PI for 2013/14					.0%	Q1 2013/14 Numerator: 0(allowed) Denominator: 1 = 0%. A single decision dismissed.
							
						30.0%	
PI 24b Planning appeals allowed for minor applications (Min) (BV204) (CI 22)	New PI for 2013/14					.0%	Q1 2013/14 Numerator: 0 Denominator: 0 = 0%. No decisions received.
							
						45.0%	
PI 24c Planning appeals allowed for other applications (Min) (BV204) (CI 22)	New PI for 2013/14					50.0%	Q1 2013/14 Numerator: 1 Denominator: 2 = 50%. Too small a figure (only two decisions) to comment upon.
							
						45.0%	
PI 24d Appeals allowed for enforcement notices (Min)	New PI for 2013/14					.0%	Q1 2013/14 Numerator: 0 Denominator: 1 = 0%. Single decision upheld.
							
						30.0%	

* Cumulatively monitored

Quarterly targets for these indicators have been profiled

PI Status	
	This PI is more than 10% below target.
	This PI is between 0.01 and 10% below target.
	This PI is on target.